

MALMÖ
UNIVERSITY

In case of fire

Fire alarm



What to do

Leave the building
immediately



To know about

Nearest emergency
exit route
Green exit signs
Assembly point



Info

Emergency
evacuation plans





For your own safety at Malmö University

Within the university fire drills are practiced regularly. These drills are a part of Malmö University's safety precautions and aim at making everyone prepared in the event of an actual emergency.

In addition to our own requirement we have the governmental requirements for regular fire drills.

If you as student have had experiences that cause you to feel worried about fire drills, please contact the university's local security coordinator within your respective building.

In case of other alarm



What to do

”Nothing”


To know about

It’s taken care of by the staff in the building or the Security guards

Info

If necessary make contact with the local Security chief or the Security guards

Multicard



How to use it

In daytime most of our buildings are open.

At night you have to use it to get access to the buildings.

To know about

It's your own personnel card and is not to be used by others.

If you loose it, report it immediately

Info

Make contact with the Security chief for each building

Printing, copying and book lending

University Security



Beside working hours we have Security guards who make sure that our buildings are safe.

So if you spend time at the school in the evening you will probably meet one of these guards. Make sure you have an ID with you.

During working hours all of our buildings have Security chiefs. They will help you with all your questions

Need of assistance

112

Police, Ambulance, Firebrigade

11414

Police, issues, information

040-6658080

Problems/questions at the
University

INFORMATION FROM
THE SECURITY DEPARTMENT






WHAT TO DO IF SOMETHING HAPPENS ?



**Download the university's new security
information app**

The app contains phone numbers for urgent situations, instructions for evacuation and cardiopulmonary resuscitation (CPR), links to forms for reporting faults on the premises, a phone book for university services, and more.

At “home”. Make sure you know about:

Emergency exits	Green exit signs	
Fire alarm	Connected to the fire brigade? Smoke alarms?	
Fire fighting equipment	Where to find the nearest one	
Emergency evacuation plan		
Emergency phone	Ambulance Police Fire brigade	
Cooking	Take care	
Doors	Do not let any doors stay open	
Report deviations or problems		

112

Have a safe stay in Malmö

